



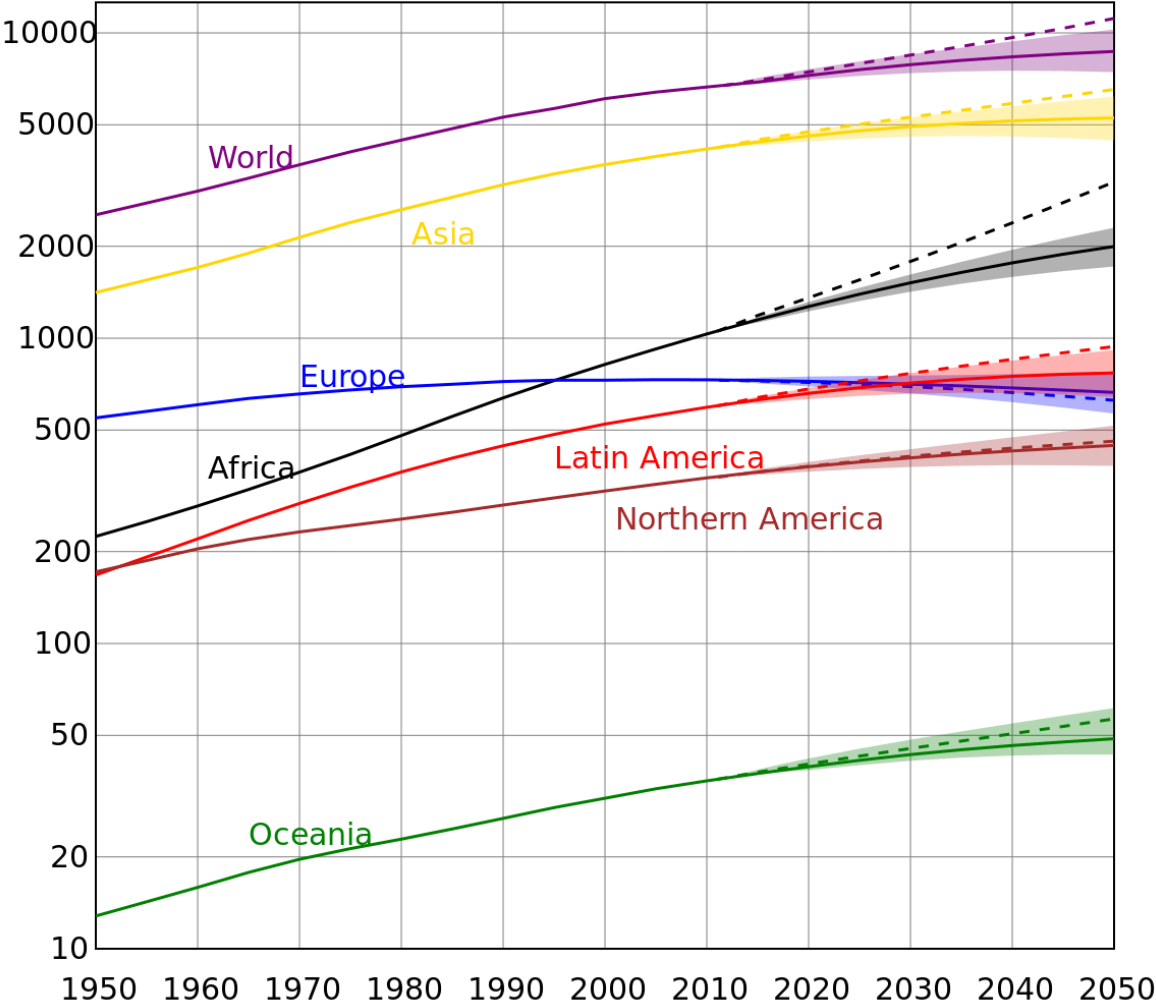
The
Future
starts today.



7,616,251,938

The outlook is promising!

The population continues to grow.



X Source: Estimates of population evolution in different continents between 1950 and 2050, according to the United Nations.



Consolidation.



We are acting in a global market.
The rules are changing constantly.



1960

150t / day



1990

300t / day




2018

500 - 750t / day

From mill to food plant.

Consolidation and value chain extension.



Consumer Trends in the Food Industry.

I want food to be.....

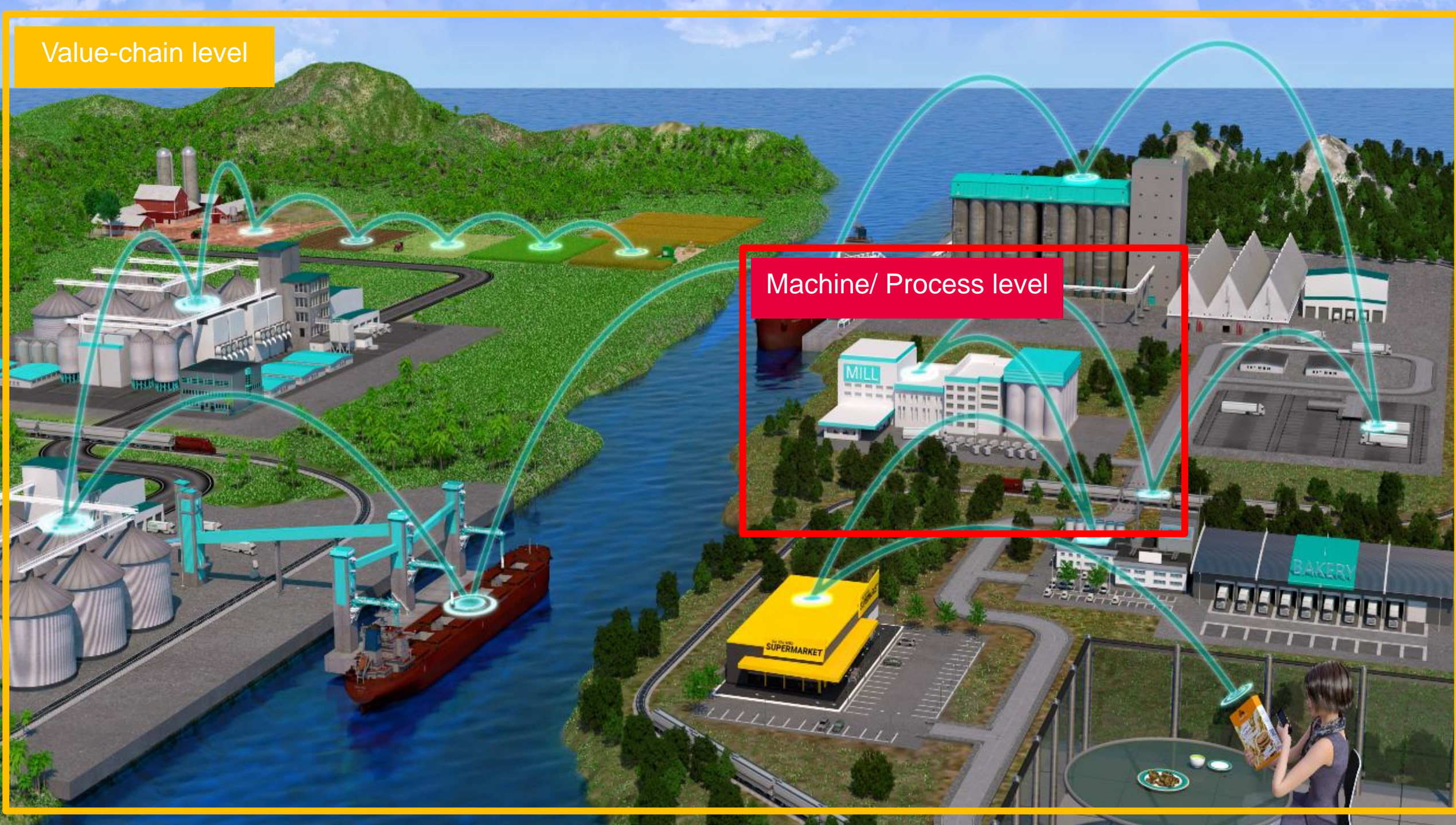




Digitalization in Milling.

Value-chain level


Machine/ Process level



A flour mill. Highly efficient food plant.



© © Image Source/Corbis



Intelligent Equipment & Parts

Consistent
product
quality
MYRG





Real-time
particle size
measureme
nt



Online
color &
speck
analysis
MYHB



Optimized
process
control




Visualisation / Controlling today (circle of wasted time)



Main Data

Mill Performance
Job reports
Quality reports
etc....



Overview
for decision
making

-  Dashboard
-  Events
-  Storages
-  Products
-  Data Manage...

Intake

Mixing

Transfer

Outload

INT1

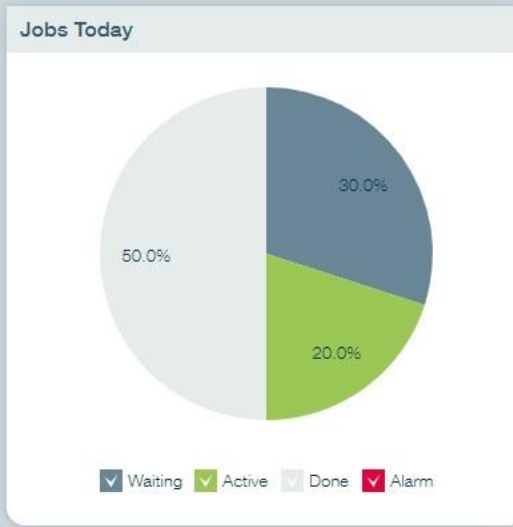

MIX1

TRF1

TRF2

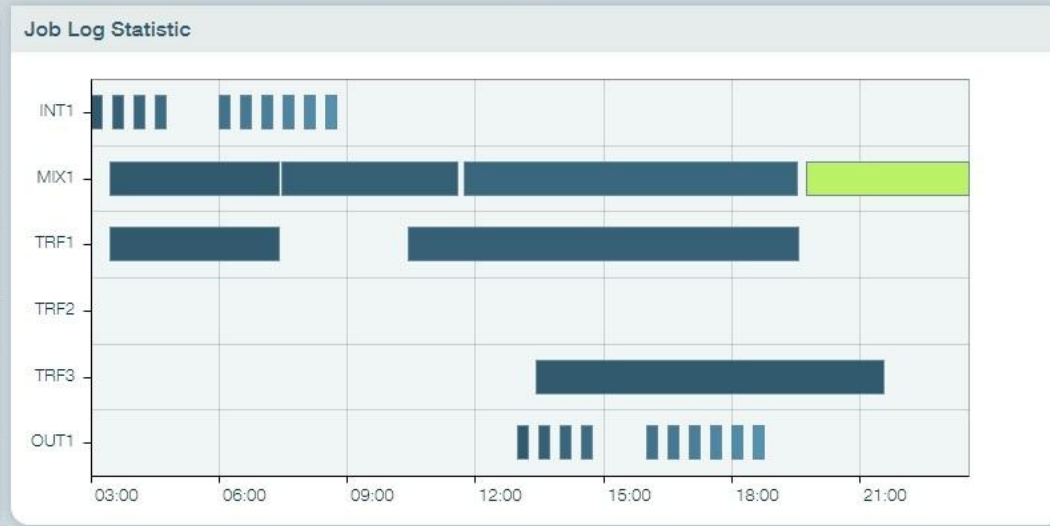
TRF3

OUT1



Alarm Statistic

Alarm	Count
1 1-M102 (Airlock) fault - isolated	15
2 1-M101 (Airlock) Fault	14
3 4-M401 Discharger Hopper below mixer	10
4 1-M101 (Airlock) Fault	8
5 1-M101 (Airlock) Fault	8



 023 40 %

Wheat Outload

Current Level 5'000.00 kg



Dashboard
Online real time overview,
warning, Benchmark etc...

Bühler Mill E3.



A new dimension
of efficiency.

Bühler's Mill E3 fits into a building with only three floors.
E3 stands for the three efficiency levels:

- Less building investments
- Faster installation
- Lower energy consumption

